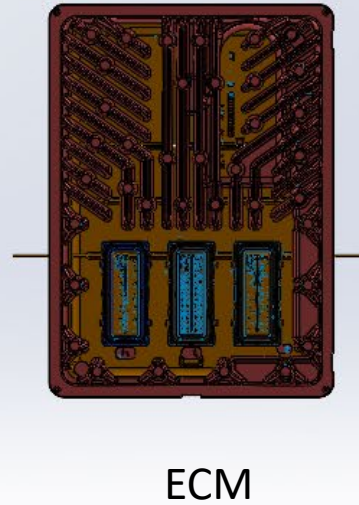





NOTE: HARNESS PROVIDED ALLOWS ECM AND FUSE-RELAY BOX TO BE MOUNTED OFF ENGINE. SEE LOOSE WIRE CONNECTIONS IN TABLE. KEY SWITCH POWER (RED) IS FOR IGNITION POWER ONLY. A SEPARATE POWER BUSS BAR SHOULD BE INSTALLED FOR AUXILIARY DASH POWER. DO NOT RUN BATTERY TO KEYSWITCH. ENGINE HARNESS FURNISHES THAT POWER. CONNECT FUEL PUMP OUTLET TO FST FILTER INLET. THE 18 GAUGE RED-WHITE WIRE THAT BREAKS OUT AROUND THE STARTER SHOULD BE CONNECTED DIRECTLY TO THE BATTERY OR PERKO SWITCH NOT THE STARTER.



LT4 SHIPPED LOOSE PARTS

COLOR	DESCRIPTION
RED	KEY SWITCH BATTERY POST
BLACK	DASHBOARD GROUND
YELLOW- RED	KEY SWITCH START POST
PURPLE	KEY SWITCH IGNITION POST
YELLOW (TWISTED PAIR)	CAN HIGH
GREEN (TWISTED PAIR)	CAN LOW
BROWN	ANALOG WATER TEMP
BLUE	ANALOG OIL PRESSURE
GREEN- WHITE	ALARM BUZZER (ECM CONTROLLED)
BLUE- WHITE	MIL LAMP (ECM CONTROLLED)
GRAY	ANALOG TACHOMETER

