


J-1 ECM Connector Identification (1 of 2 J-1)




ECM 56 WAY OUTPUT CONNECTOR

ECM PIN NUMBER	CKT(WIRE) NUMBER	CKT (WIRE) COLOR	CIRCUIT DESCRIPTION
J1-1			CRANK REQUEST *
J1-2			N/A
J1-3	759	TAN/WHT	PERFECT PASS ENABLE
J1-4	941	YEL	SLAVE ENGINE SELECT
J1-5			N/A
J1-6			N/A
J1-7			EMERGENCY STOP *
J1-8			N/A
J1-9			LOW REFERENCE - FUEL LEVEL SENSOR *
J1-10			N/A
J1-11			TROLL MODE *
J1-12			MALFUNCTION INDICATOR LAMP *
J1-13	465	GRN/WHT	FUEL PUMP ENABLE
J1-14			N/A
J1-15			N/A
J1-16			N/A
J1-17			GOVERNOR MODE *
J1-18			BOOT MODE *
J1-19	969A	PURPLE	IGNITION FEED
J1-20	440C	ORN	BATTERY FEED
J1-21	751	PNK/BLU	CRUISE INCREMENT UP / ACCELERATE
J1-22	752	PNK/WHT	CRUISE SET
J1-23			N/A
J1-24	921B	GRY	PULLUP FOR TACH
J1-25	921A	GRY	TACHOMETER
J1-26		TAN	STARTER CONTROL HS *
J1-27			N/A
J1-28			N/A
J1-29			N/A
J1-30	753A	LT GRN	CRUISE/SYNC ON/OFF
J1-31			SENSOR RETURN - VSS ANALOG *
J1-32			5V REFERENCE - VSS ANALOG *

* Typically not used on this engine package

J-1 ECM Connector Identification (2 of 2 J-1)




ECM 56 WAY OUTPUT CONNECTOR

ECM PIN NUMBER	CKT(WIRE) NUMBER	CKT (WIRE) COLOR	CIRCUIT DESCRIPTION
J1-33	691	GRY	5V REFERENCE - PEDAL POSITION #1
J1-34			5V REFERENCE - FUEL PRESSURE SENSOR *
J1-35	692	GRY	5V REFERENCE - PEDAL POSITION #2
J1-36	693	BLK/WHT	LOW REFERENCE - PEDAL POSITION #1
J1-37	694	BLK/WHT	LOW REFERENCE - PEDAL POSITION #2
J1-38	906A	YLW/BLK	LOAD ANTICIPATE 1 (IN GEAR)
J1-39			N/A
J1-40	441	BLK/RED	MEFI SYSTEM RELAY ENABLE
J1-41			CHECK GAUGE LAMP *
J1-42			N/A
J1-43			N/A
J1-44			FUEL LEVEL SENSOR *
J1-45	753B		FUEL LEVEL SENSOR #2 *
J1-46			VSS ANALOG *
J1-47	695	BLU	PEDAL POSITION SENSOR 1
J1-48			FUEL PRESSURE SENSOR *
J1-49	696	GRN	PEDAL POSITION SENSOR 2
J1-50			FUEL TEMPERATURE SENSOR *
J1-51			GENERAL WARNING 1 LAMP *
J1-52			GENERAL WARNING 2 LAMP *
J1-53			SPEED BASED OUTPUT *
J1-54			BUZZER *
J1-55	754	LT GRN/BLK	CRUISE STATUS LAMP
J1-56			STARTER CONTROL LS *

* Typically not used on this engine package

J-2 ECM Connector Identification (1 of 3 J-2)

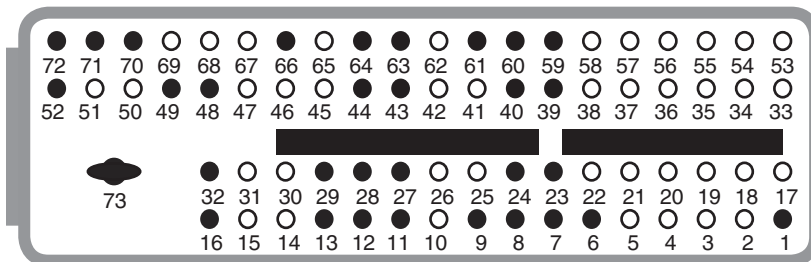


ECM 73 WAY OUTPUT CONNECTOR

ECM PIN NUMBER	CKT(WIRE) NUMBER	CKT (WIRE) COLOR	CIRCUIT DESCRIPTION
J2-1	423	WHT	EST A
J2-2			OXYGEN SENSOR A1 LO *
J2-3			OXYGEN SENSOR A1 HI *
J2-4			OXYGEN SENSOR A2 HI *
J2-5			OXYGEN SENSOR A2 LO *
J2-6	496	WHT	KNOCK SENSOR FLAT RESPONSE#2
J2-7	494	BLK	KNOCK SENSOR RETURN #2
J2-8	497	WHT	KNOCK SENSOR-FLAT RESPONSE
J2-9	495	BLK	KNOCK SENSOR RETURN
J2-10			KNOCK SENSOR SHIELD *
J2-11	581	YLW	ETC MOTOR OPEN: IAC1 PWM
J2-12	582	BRN	ETC MOTOR CLOSE: IAC2 PWM
J2-13	439B	PNK/BLK	IGNITION 1 VOLTAGE
J2-14			CAM PHASE CONTROL W *
J2-15			CAM PHASE CONTROL Y *
J2-16	472	LT BLU	FUEL INJECTOR H (CYLINDER 2)
J2-17			EST B *
J2-18			EST G *
J2-19			EST RETURN #2 *
J2-20			SENSOR RETURN - CAMX *
J2-21			SENSOR RETURN - CAMY *
J2-22			SENSOR RETURN - CAMZ *
J2-23	813	BLK/WHT	LOW REFERENCE - CAM SENSOR (DISTRIBUTOR)
J2-24	814	BLK/WHT	LOW REFERENCE - ENGINE OIL PRESSURE
J2-25			LOW REFERENCE - LEGR SENSOR *
J2-26			KNOCK SENSOR SHIELD #2 *
J2-27	815	BLK/WHT	LOW REFERENCE - CRANK SENSOR
J2-28	439C	PNK/BLK	IGNITION 1 VOLTAGE
J2-29	683	BLK/WHT	LOW REFERENCE - THROTTLE POSITION SENSOR
J2-30			CAM PHASE RETURN X *
J2-31			LEGR / CAM PHASE RETURN Z *
J2-32	473	LT GRN/BLK	FUEL INJECTOR D (CYLINDER 3)

* Typically not used on this engine package

J-2 ECM Connector Identification (2 of 3 J-2)




ECM 73 WAY OUTPUT CONNECTOR

ECM PIN NUMBER	CKT(WIRE) NUMBER	CKT (WIRE) COLOR	CIRCUIT DESCRIPTION
J2-33			EST C *
J2-34			EST F *
J2-35			EST RETURN *
J2-36			5V REFERENCE - CAMX (CAMB, CAM 4X) *
J2-37			5V REFERENCE - CAMY (CAMC, CAM 4X2) *
J2-38			5V REFERENCE - CAMZ (CAMD, CAM 4X3) *
J2-39	413	GRY	5V REFERENCE - CAM SENSOR (DISTRIBUTOR)
J2-40	414	GRY	5V REFERENCE - ENGINE OIL PRESSURE
J2-41			5V REFERENCE - LINEAR EGR POSITION *
J2-42			SENSOR RETURN - INDUCTION AIR *
J2-43	415	GRY	5V REFERENCE - CRANK SENSOR
J2-44	682	GRY	5V REFERENCE - THROTTLE POSITION SENSOR
J2-45			SENSOR RETURN - ENGINE OIL TEMP *
J2-46			CAM PHASE RETURN W *
J2-47			CAM PHASE RETURN Y *
J2-48	478	LT BLU/RED	FUEL INJECTOR B (CYLINDER 8)
J2-49	475	LT GRN/WHT	FUEL INJECTOR F (CYLINDER 5)
J2-50			CAM PHASE CONTROL X *
J2-51			LEGR: CAM PHASE CONTROL Z *
J2-52	476	LT BLU/WHT	FUEL INJECTOR E (CYLINDER 6)
J2-53			EST D *
J2-54			EST E *
J2-55			EST H *
J2-56			CAMX SENSOR (CAMB, CAM 4X) *
J2-57			CAMY SENSOR (CAMC, CAM 4X2) *
J2-58			CAMZ SENSOR (CAMD, CAM 4X3) *
J2-59	633	BRN/WHT	CAM SENSOR SIGNAL (DISTRIBUTOR) (CAMA, CAM 8XPWP)
J2-60	901	LT BLU/RED	ENGINE OIL PRESSURE SENSOR SIGNAL
J2-61	756	PNK	DASH
J2-62			INDUCTION AIR TEMPERATURE (OR MAT) SENSOR *
J2-63	1869	DK BLU/WHT	CRANK SENSOR
J2-64	684	DK GRN	THROTTLE POSITION SENSOR #1

* Typically not used on this engine package

J-2 ECM Connector Identification (3 of 3 J-2)

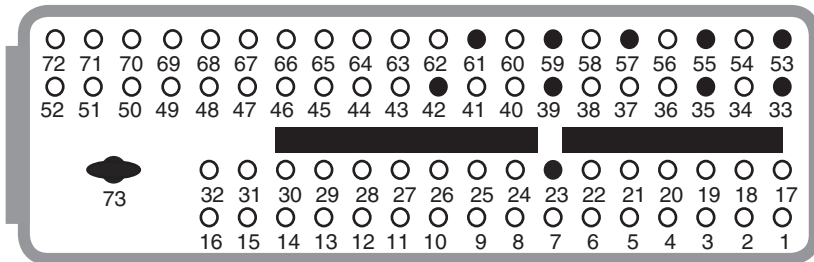


**J-2 (Continued)
ECM 73 WAY OUTPUT CONNECTOR**

ECM PIN NUMBER	CKT(WIRE) NUMBER	CKT (WIRE) COLOR	CIRCUIT DESCRIPTION
J2-65			ENGINE OIL TEMPERATURE SENSOR *
J2-66	687	DK BLU	THROTTLE POSITION SENSOR #2
J2-67			HIGH SPEED MASS AIR FLOW *
J2-68			OXYGEN SENSOR A1 HEATER *
J2-69			OXYGEN SENSOR A2 HEATER *
J2-70	477	GRN/RED	FUEL INJECTOR G
J2-71	474	LT BLU/BRN	FUEL INJECTOR C
J2-72	471	GRN	FUEL INJECTOR A
J2-73	450A	BLK	POWER GROUND

* Typically not used on this engine package

J-3 ECM Connector Identification (1 of 3 J-3)

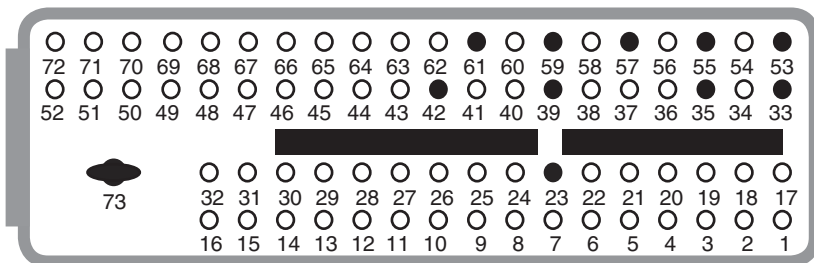


ECM 73 WAY OUTPUT CONNECTOR

ECM PIN NUMBER	CKT(WIRE) NUMBER	CKT (WIRE) COLOR	CIRCUIT DESCRIPTION
J3-1			CAT TEMPERATURE SENSOR A *
J3-2			CAT TEMPERATURE SENSOR B *
J3-3			OXYGEN SENSOR B1 LO *
J3-4			OXYGEN SENSOR B1 HI *
J3-5			OXYGEN SENSOR B2 HI *
J3-6			OXYGEN SENSOR B2 LO *
J3-7			N/A
J3-8			LOW OIL LEVEL LAMP *
J3-9			N/A
J3-10			CYLINDER DEACTIVATE C *
J3-11			CYLINDER DEACTIVATE A *
J3-12			GOVENOR PWM OUTPUT (NON-ETC GOVENOR) *
J3-13			TRANSMISSION UP-SHIFT *
J3-14			N/A
J3-15			OXYGEN SENSOR B1 HEATER *
J3-16			TROLL MODE LAMP *
J3-17			N/A
J3-18			ENGINE OIL LEVEL LOW SENSOR *
J3-19			SENSOR RETURN - CAT TEMP SENSOR A *
J3-20			SENSOR RETURN - CAT TEMP SENSOR B *
J3-21			SENSOR RETURN - VARIABLE GOVENOR *
J3-22			N/A
J3-23	816	BLK/WHT	LOW REFERENCE - MANIFOLD ABSOLUTE PRESSURE
J3-24			AUX ANALOG RETURN *
J3-25			SENSOR RETURN - GENERAL WARNING 2 *
J3-26			SENSOR RETURN - GENERAL WARNING 1 *
J3-27			N/A
J3-28			SENSOR RETURN - DIGITAL VSS *
J3-29			N/A
J3-30			N/A
J3-31			N/A
J3-32			N/A

* Typically not used on this engine package

J-3 ECM Connector Identification (2 of 3 J-3)




ECM 73 WAY OUTPUT CONNECTOR

ECM PIN NUMBER	CKT(WIRE) NUMBER	CKT (WIRE) COLOR	CIRCUIT DESCRIPTION
J3-33	804A	WHT/BLK	CAN BUS LO TERMINATED (TO DASH & DLC)
J3-34			N/A
J3-35	817	BLK/WHT	LOW REFERENCE - ENGINE COOLANT TEMP SENSOR
J3-36			N/A
J3-37			5V REFERENCE - VARIABLE GOVERNOR *
J3-38			N/A
J3-39	416	GRY	5V REFERENCE - MANIFOLD ABOSOLUTE PRESSURE
J3-40			5V REFERENCE - AUX ANALOG *
J3-41			5V REFERENCE - GENERAL WARNING 2 *
J3-42	417	GRY	5V REFERENCE - GENERAL WARNING 1 (TRANSMISSION OVER TEMP SENSOR)
J3-43			N/A
J3-44			5V REFERENCE - DIGITAL VSS *
J3-45			LOAD ANTICIPATE 2 *
J3-46			SHIFT INTERRUPT / TRANSMISSION LOCK LOW *
J3-47			N/A
J3-48			CONTROL CANISTER PURGE *
J3-49			N/A
J3-50			OXYGEN SENSOR B2 HEATER *
J3-51			N/A
J3-52			N/A
J3-53	803A	WHT/RED	CAN BUS HI TERMINATED (GOES TO DLC-C & DASH K)
J3-54			N/A
J3-55	410	YLW	ENGINE COOLANT TEMPERATURE SENSOR SIGNAL
J3-56			N/A
J3-57	755	LT GRN/WHT	VARIABLE GOVERNOR (TO DASH-E)
J3-58			N/A
J3-59	432	LT GRN	MANIFOLD ABSOLUTE PRESSURE SENSOR SIGNAL
J3-60			AUX ANALOG INPUT *
J3-61	933	TAN/BLK	GENERAL WARNING 1 (TO TRANS TEMP SENSOR SIGNAL)
J3-62			GENERAL WARNING 2 *
J3-63			N/A
J3-64	757	GRN/RED	DIGITAL VSS (TO DASH-N)

* Typically not used on this engine package

J-3 ECM Connector Identification (3 of 3 J-3)



ECM 73 WAY OUTPUT CONNECTOR

ECM PIN NUMBER	CKT(WIRE) NUMBER	CKT (WIRE) COLOR	CIRCUIT DESCRIPTION
J3-65			ENGINE OIL PRESSURE SWITCH *
J3-66			VR VSS FREQ HI *
J3-67			VR VSS FREQ LO *
J3-68			CYLINDER DEACTIVATE B *
J3-69			CYLINDER DEACTIVATE D *
J3-70			N/A
J3-71			N/A
J3-72			N/A
J3-73	450B	BLK	POWER GROUND #2

* Typically not used on this engine package